



Shopfitters by passion

vizona

Technical instruction

Technical instruction

August 2024



FIAT

Wooden Floor Podium extra small

- **ST-I-FT00A-XS**
- **8009056**



Dimensions : 3851x3111x32

Weight : 277 Kg

Electrical connection : None

Mounting position : Middle space

Wooden Floor Podium 3851x3111




Requirements before installation

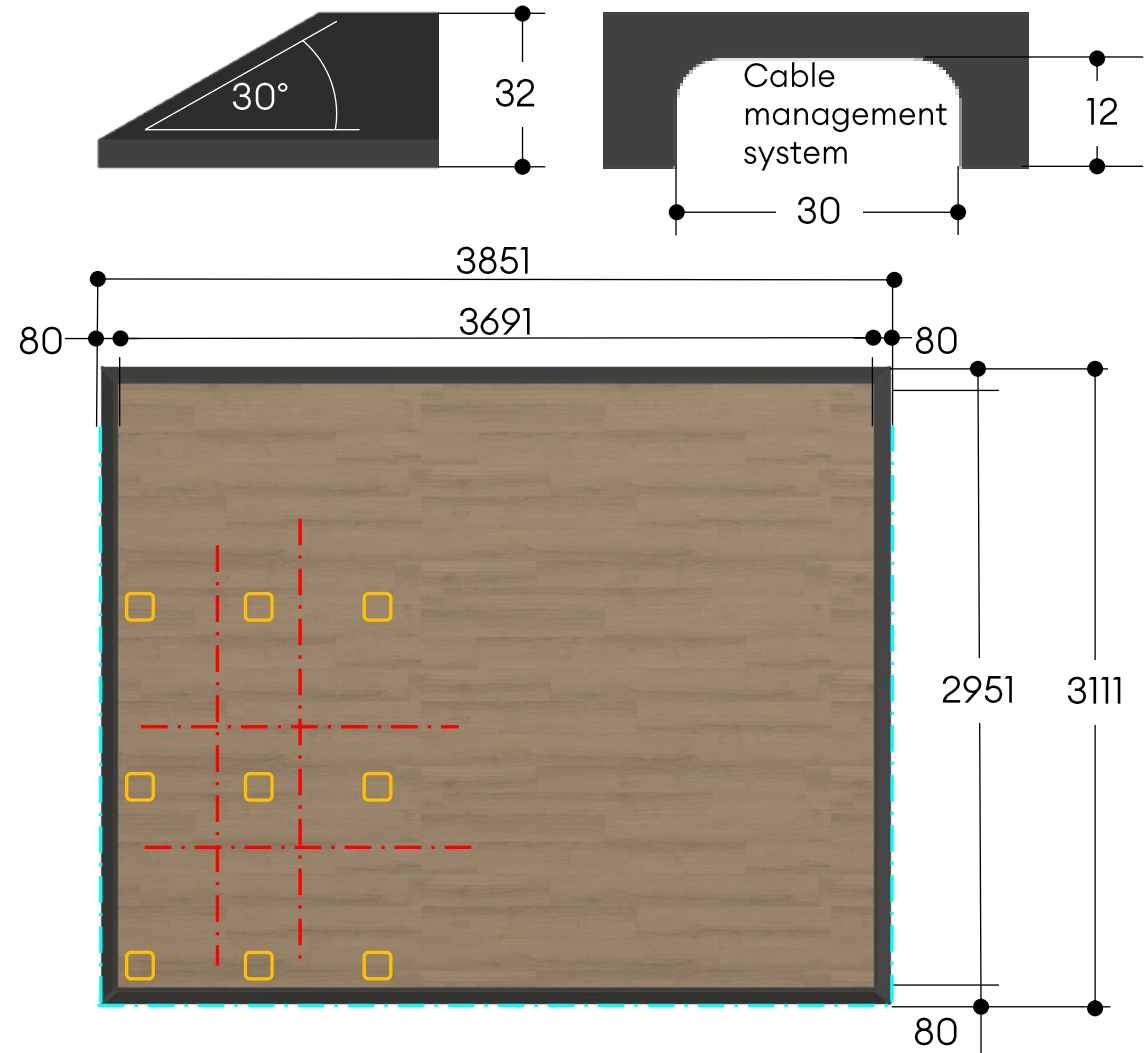
The area must be accessible with a pallet truck (or equivalent).

to observe

When laying the platform, the cables must be pulled in parallel.

Explanation of symbols

-  Cable management system
-  Locking system
-  Beveled edge (30°)



Fiat Cafe Backwall

Backwall Modul 1

- ST-I-FT02A
- 8011057

Backwall Modul 2

- ST-I-FT02B1
- 8011052

Green Wall Modul

- ST-I-FT02C
- 8011061



ST-I-FT02A Backwall Modul 1



ST-I-FT02B1 Backwall Modul 2

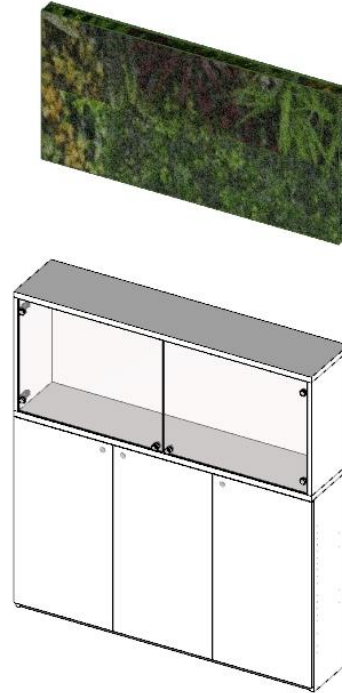


ST-I-FT02C Greenwall Modul



Backwall Modul 1

- **ST-I-FT02A**
- **8011057**



Dimensions : 1500x580x2900

Weight : 270 Kg

Electrical connection : 230V

Mounting position : Wall

Backwall Modul 1




Requirements before installation

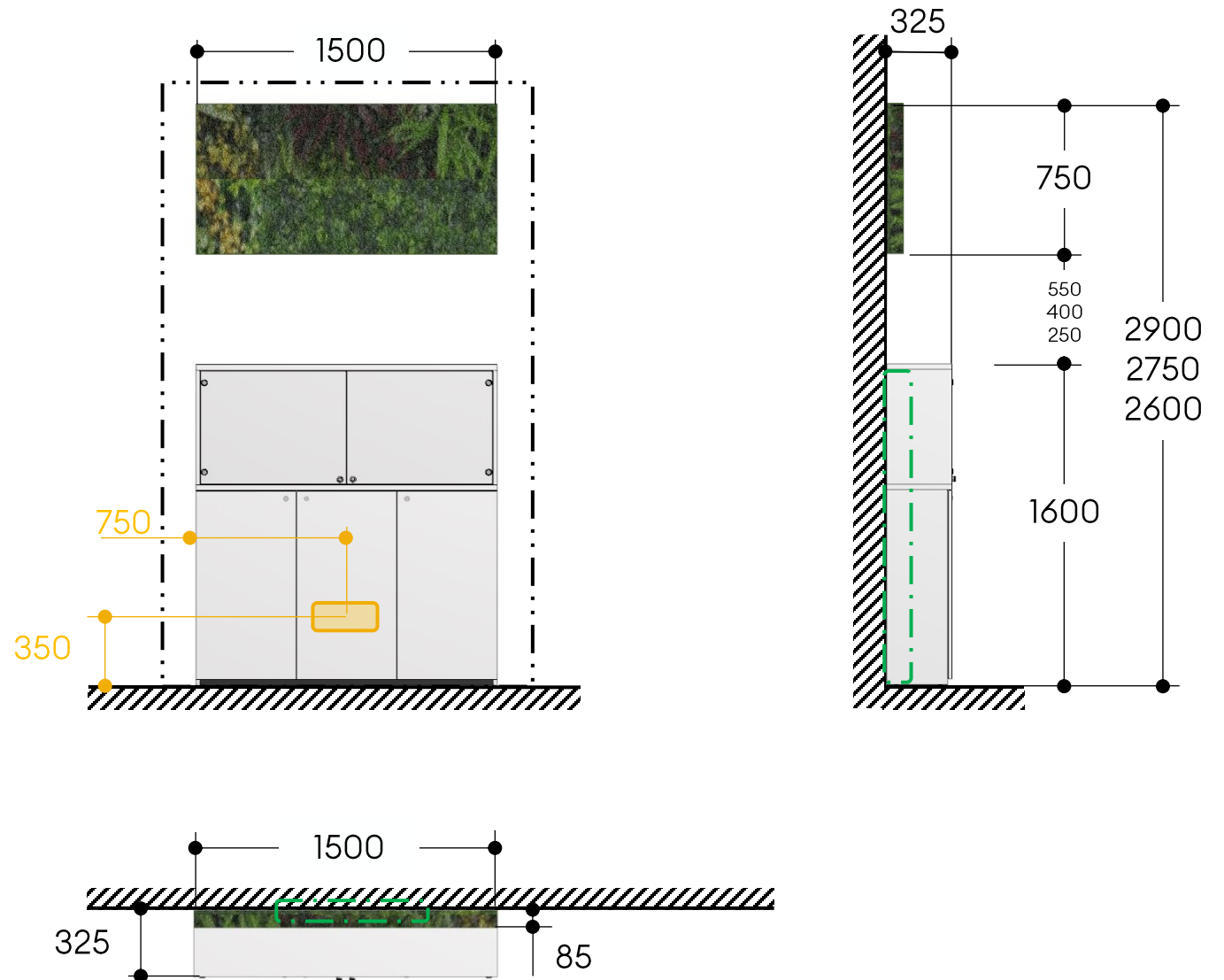
- The area must be accessible with a pallet truck (or equivalent).
- The wall must be reinforced according to the weight specification of the article.

to observe

- Supply cable, power strip etc. are not included in the scope of delivery.

Explanation of symbols

-  Wall reinforcement
-  Inspection panel / power supply
-  Wall socket



Backwall Modul 2

- **ST-I-FT02B1**
- **8011052**



Dimensions : 2000x580x2900

Weight : 320 Kg

Electrical connection : 230V

Mounting position : Wall

Backwall Modul 2




Requirements before installation

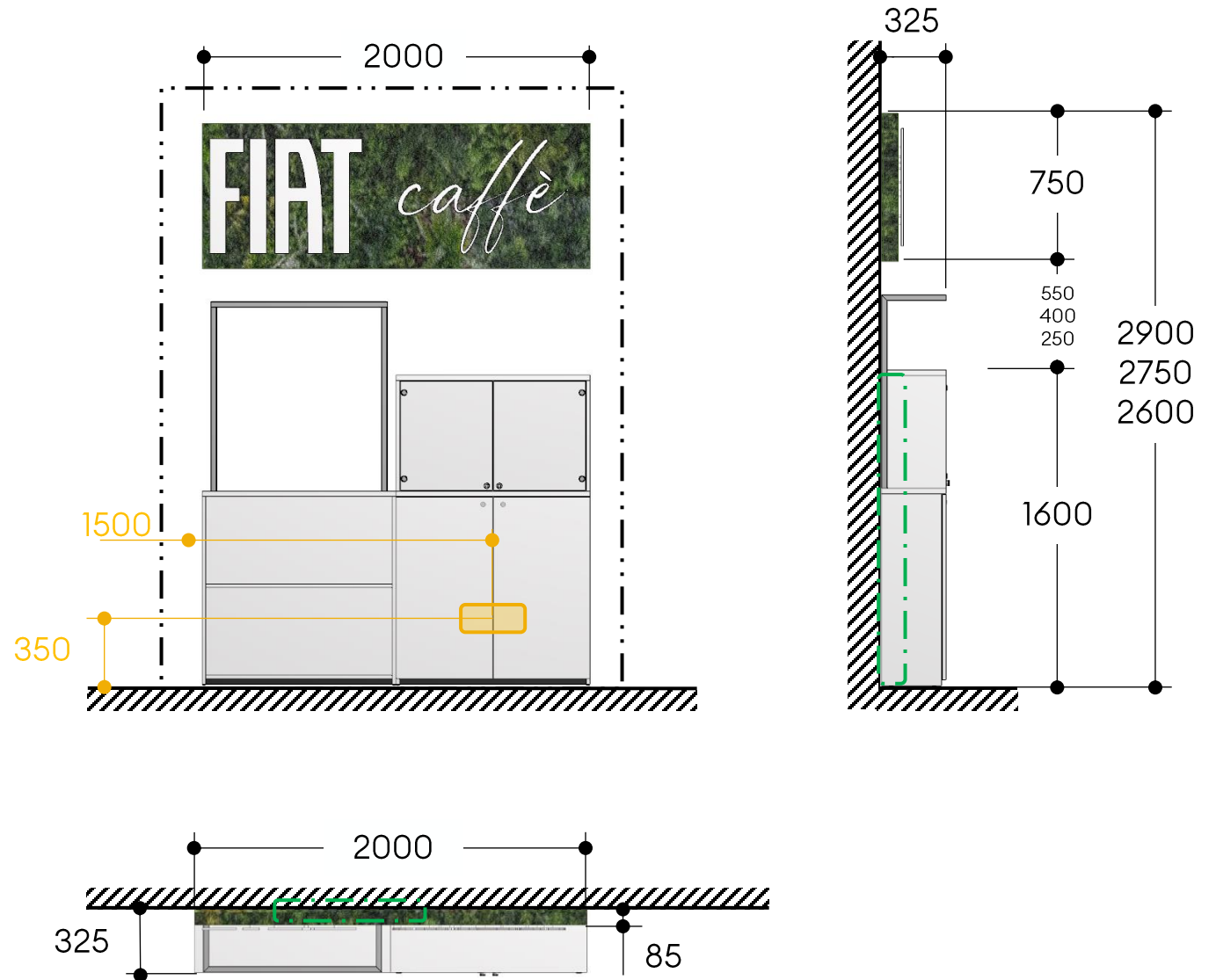
- The area must be accessible with a pallet truck (or equivalent).
- The wall must be reinforced according to the weight specification of the article.

to observe

- Supply cable, power strip etc. are not included in the scope of delivery.


Explanation of symbols

-  Wall reinforcement
-  Inspection panel / power supply
-  Wall socket



Greenwall Modul

- **ST-I-FT02C**
- **8011061**



Dimensions : 2000x115x750

Weight : 100 Kg

Electrical connection : None

Mounting position : Wall

Greenwall Modul




Requirements before installation


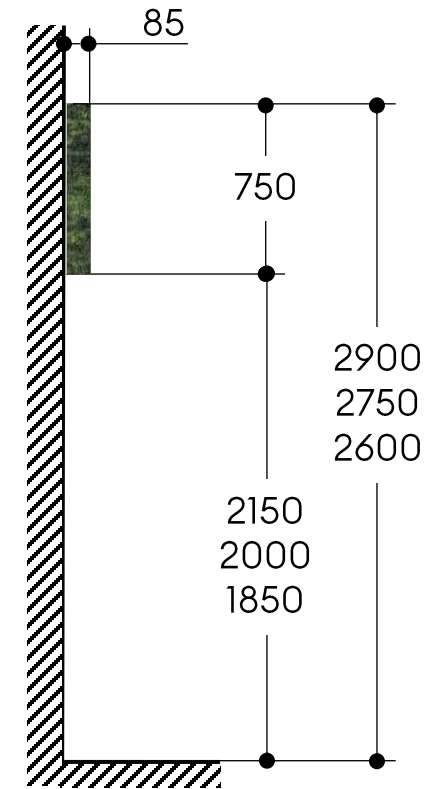

- The area must be accessible with a pallet truck (or equivalent).
- The wall must be reinforced according to the weight specification of the article.

to observe

- The module is always flush with the top edge of backwall module 2

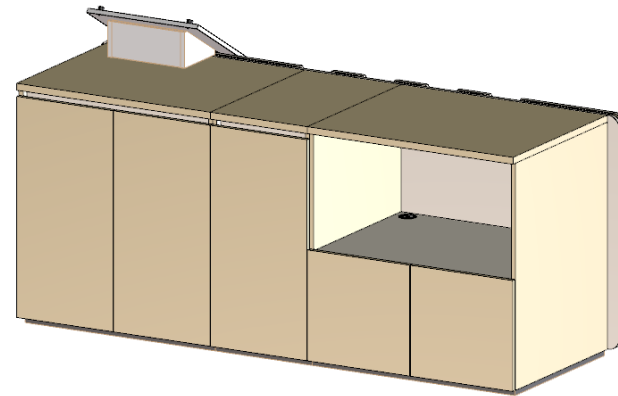
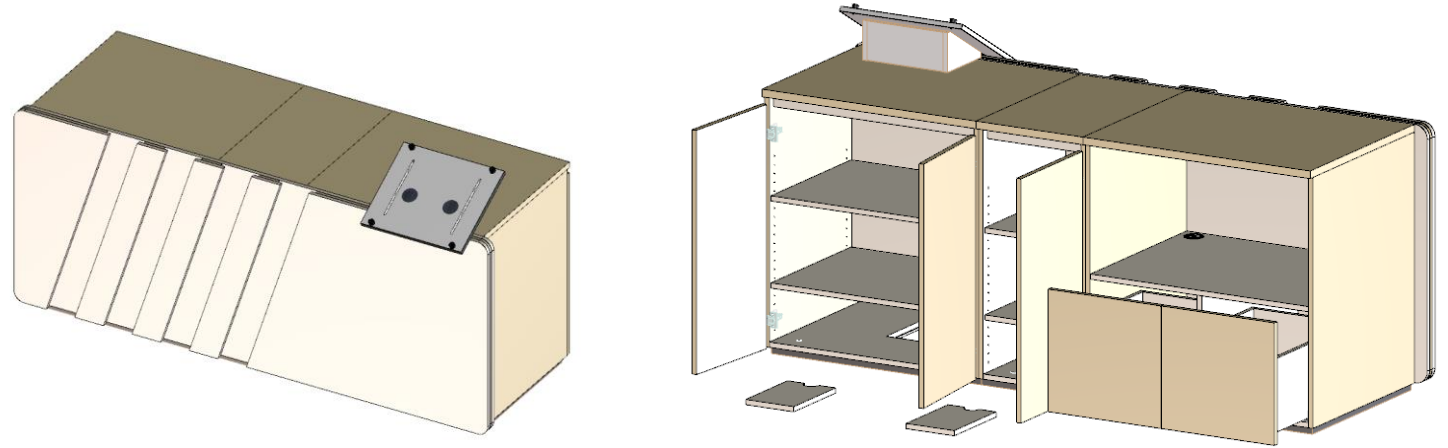
Explanation of symbols

-  Wall reinforcement
-  Inspection panel / power supply
-  Wall socket



Configurator Counter

- **ST-I-FT03A2**
- **8011082**
- **8011267 no preparation for screen**



Dimensions : 3000x800x980

Weight : 450 Kg

Electrical connection : 230V

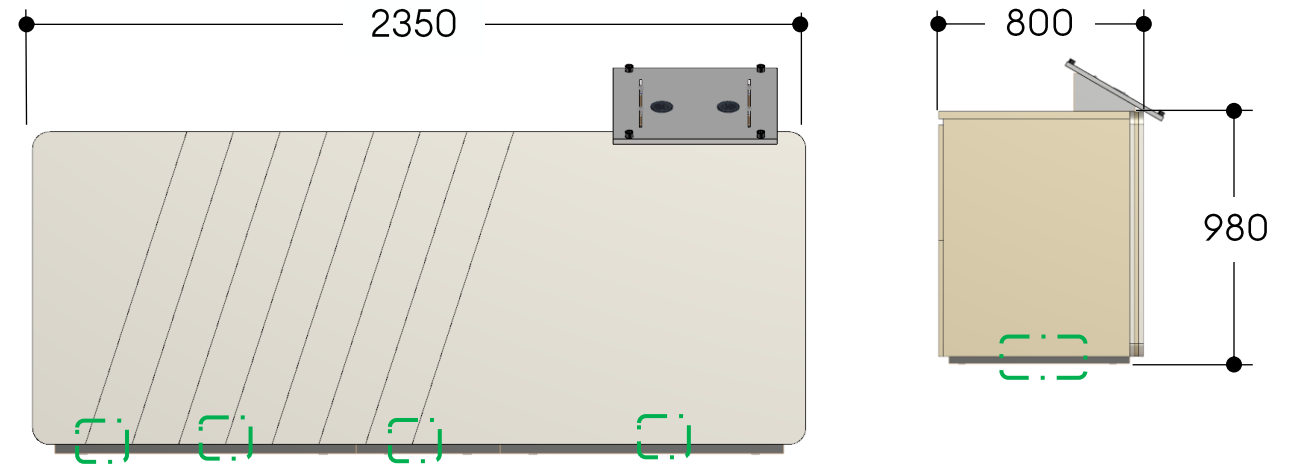
Multiple plugs must be provided by the customer.

Mounting position : Middle space

Configurator Counter

Requirements before installation



- The area must be accessible with a pallet truck (or equivalent).

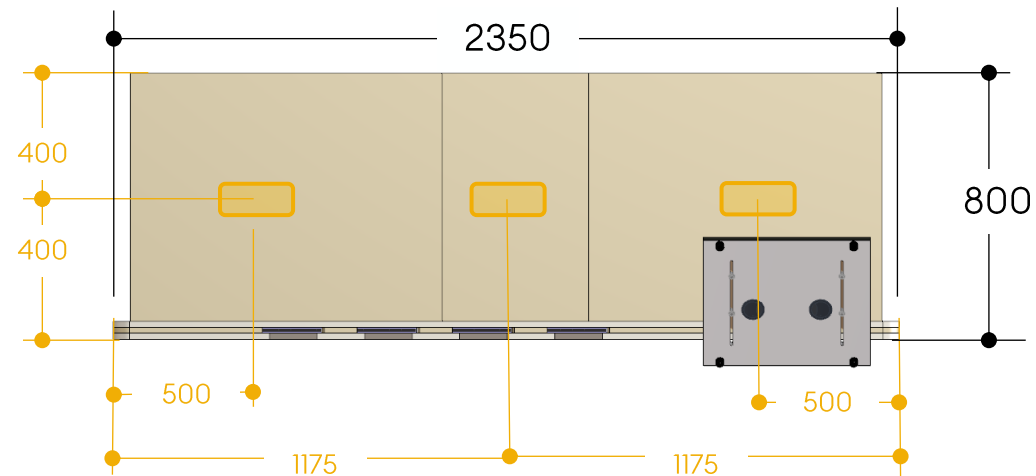


to observe

- Supply cable, power strip etc. are not included in the scope of delivery.

Explanation of symbols

-  Inspection panel / power supply
-  Floor socket (3 options)



Backwall Modul + Configuration Counter + Wooden Floor Podium

Backwall Modul 1


- ST-I-FT02A 8011057

Backwall Modul 2

- ST-I-FT02B1 8011052

Green Wall Modul

- ST-I-FT02C 8011061



Configurator Counter

- ST-I-FT03A2 8011082

Wooden Floor Podium

ST-I-FT00A-XS 8009056

vizona

Sales Desk

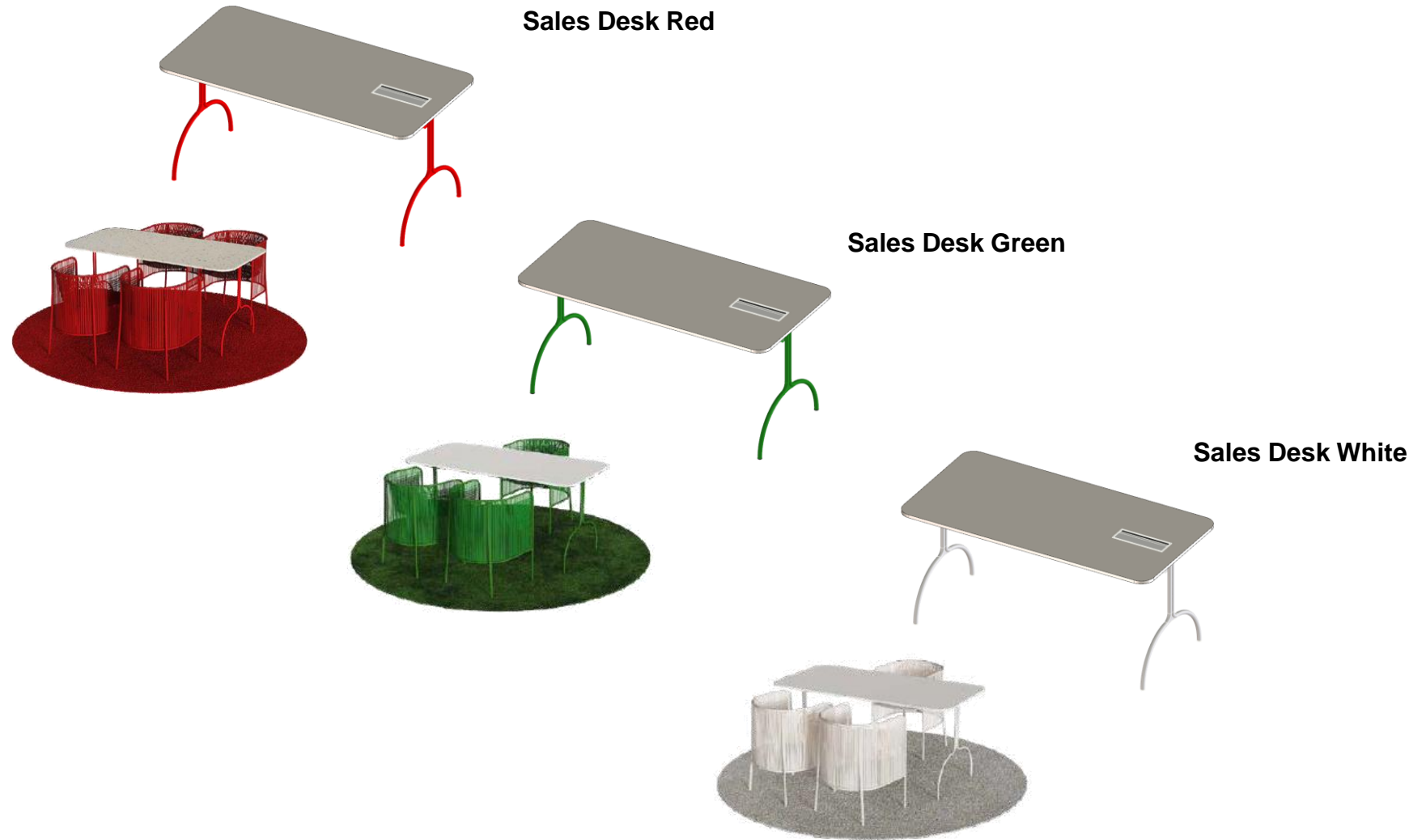
- **ST-I-FT04A1-R**
- **8006500-003**
- **ST-I-FT04A1-G**
- **8006500-001**
- **ST-I-FT04A1-W**
- **8006500-004**

Dimensions : 1600x800x740

Weight : 45 Kg

Electrical connection : None

Mounting position : Middle space



Sales Desk

Requirements before installation

- The area must be accessible with a pallet truck (or equivalent).

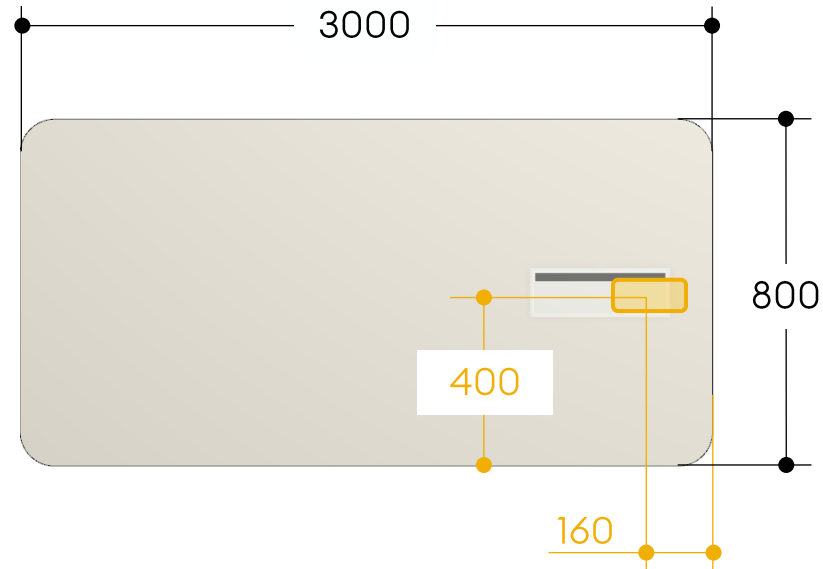
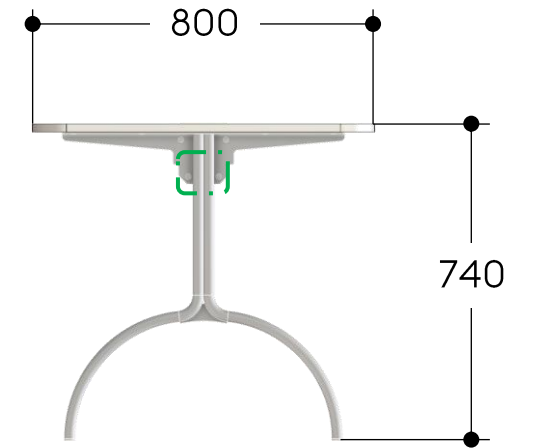
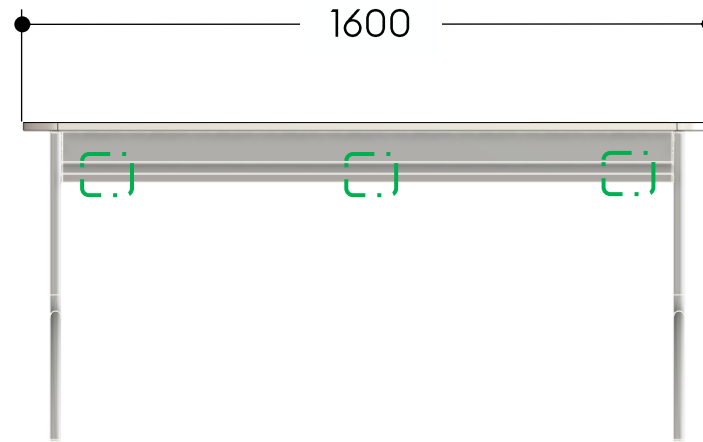
to observe

- The Sales Desk can be converted to the right or left version by turning the cable outlet
- The sales desk is on a carpet, so the position of the floor socket is only a suggestion
- Supply cable, power strip etc. are not included in the scope of delivery.

Explanation of symbols

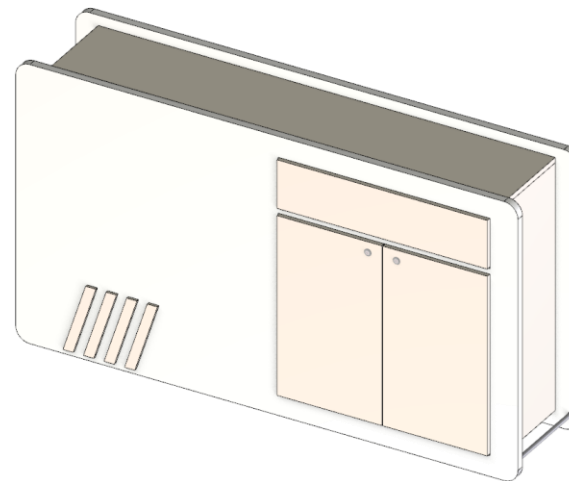
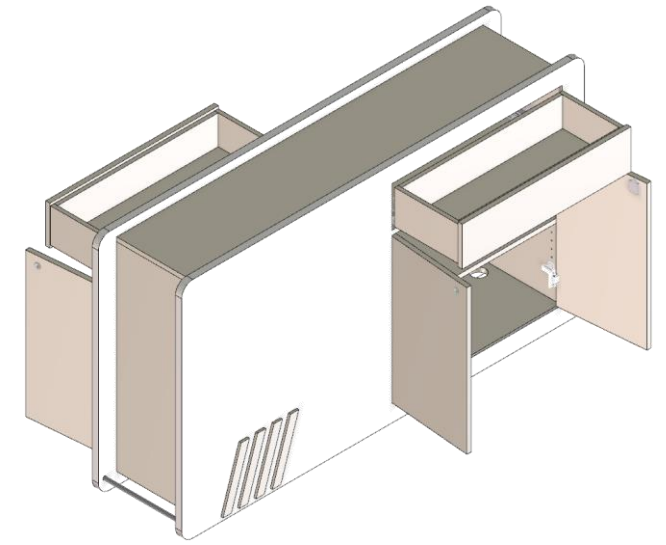
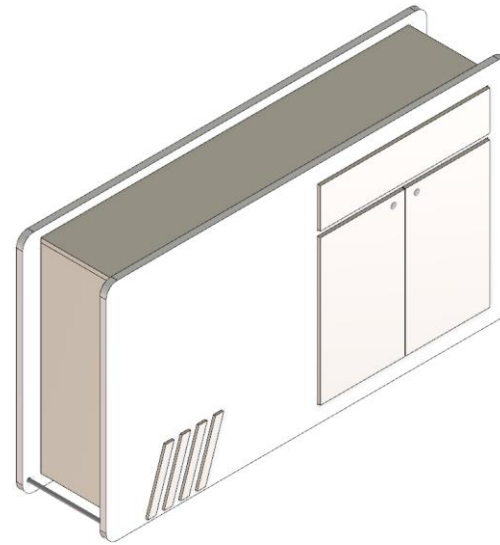
 Inspection panel / power supply

 Floor socket



Salesman Cabinet

- **ST-I-FT04D1**
- **8005320**



Dimensions : 1800x400x1000
Weight : 160 Kg
Electrical connection : None
Mounting position : Middle space

Salesman Cabinet


Requirements before installation

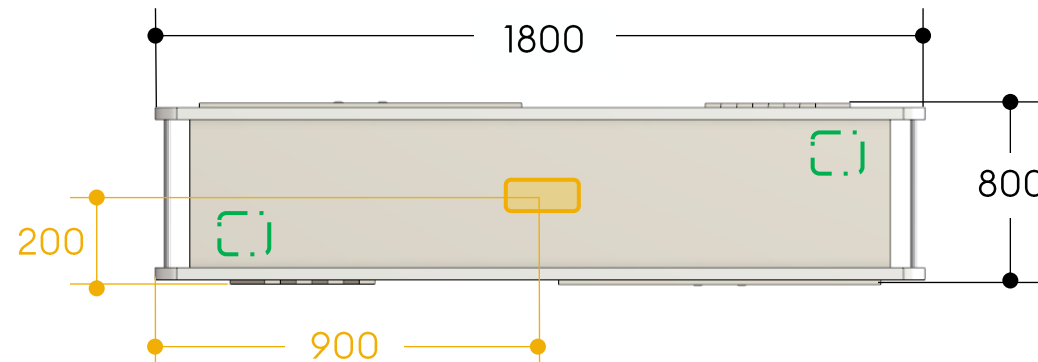
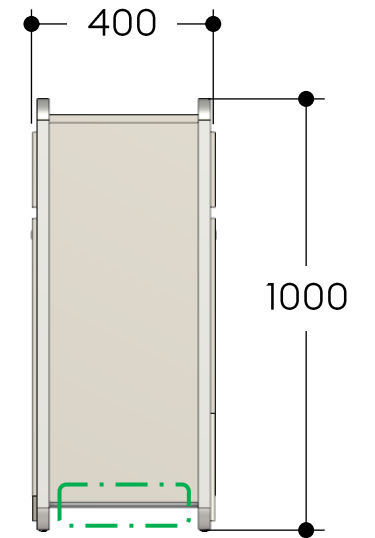
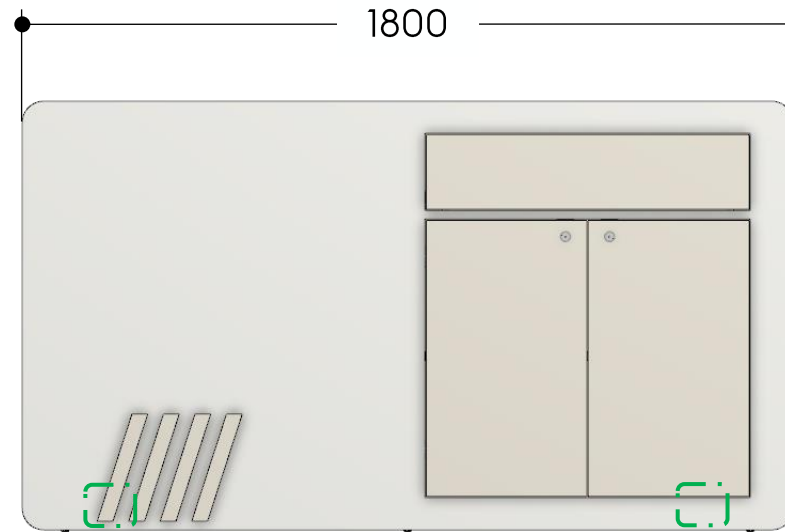
- The area must be accessible with a pallet truck (or equivalent).

to observe

- Supply cable, power strip etc. are not included in the scope of delivery.

Explanation of symbols

-  Inspection panel / power supply
-  Floor socket



Intra Lighting Lamps „Wave Round“

- **ST-I-FT04B-R**



Dimensions : 1550x36x65

Weight : 8 Kg

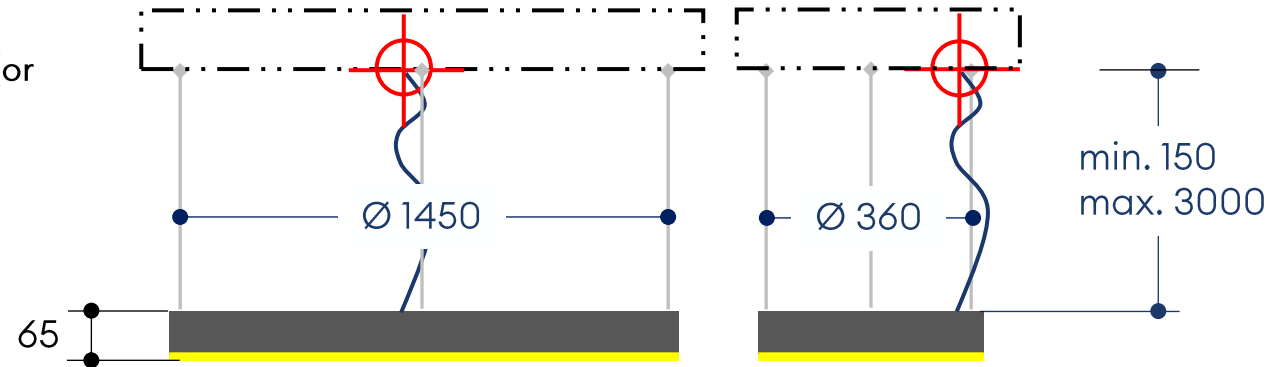
Electrical connection : 230V

Mounting position : Ceiling

Intra Lighting Lamps „Wave Round“

Requirements before installation




- The area must be accessible with a pallet truck (or equivalent).
- The ceiling must be reinforced according to the weight specification of the article.

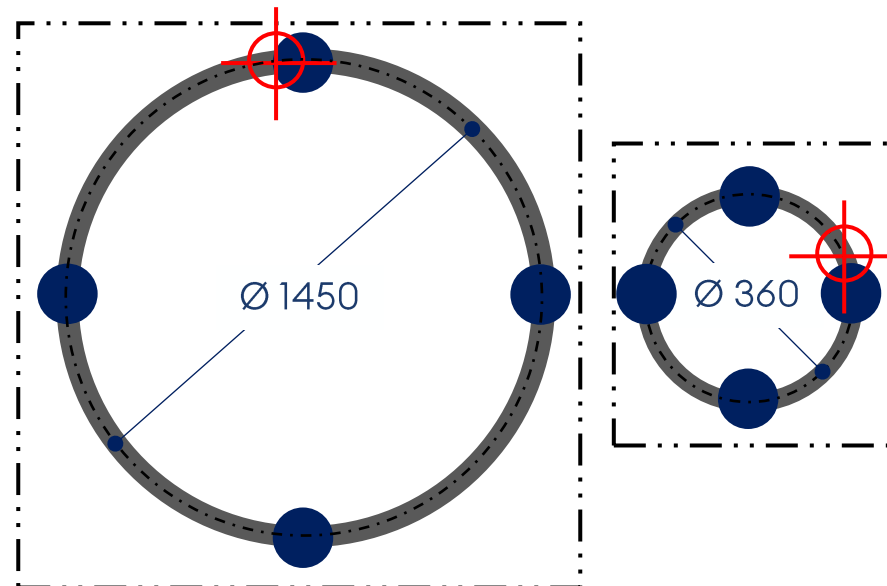


to observe

- The ceiling and the substructure must be made of a suitable material to support the unit.


Explanation of symbols

-  Ceiling reinforcement
-  Ceiling fixing points
-  Electrical connection: Country-specific



Graphic Slashes L3130xH2270

- **ST-I-FT05A**
- **8005268**



Dimensions : 3130x23x2270

Weight : 25 Kg

Electrical connection : None

Mounting position : Wall

Graphic Slashes L3130xH2270

Requirements before installation

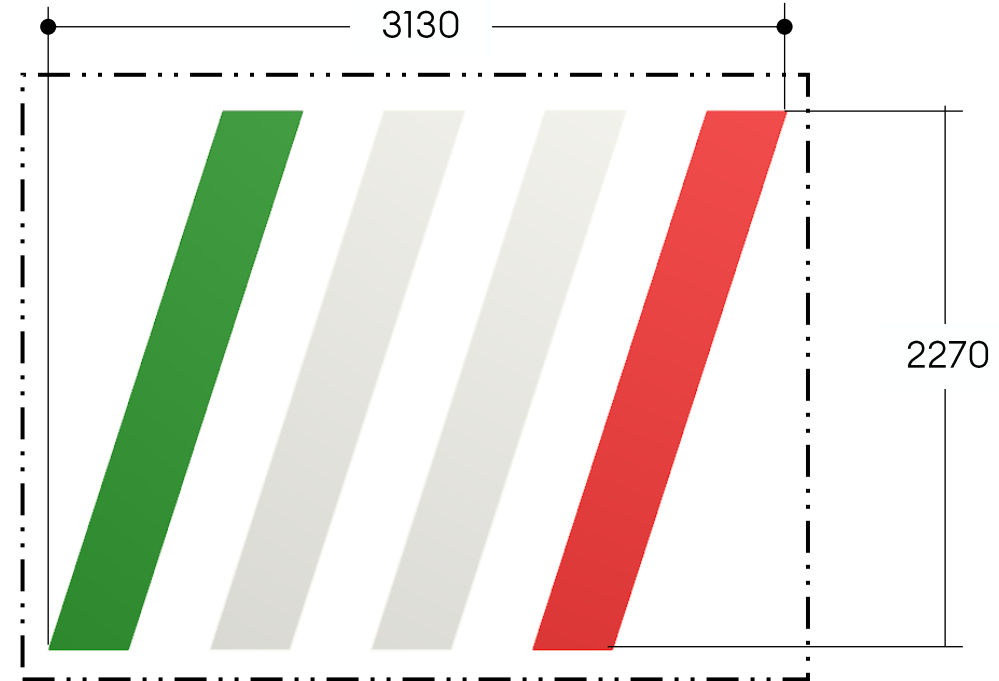
- The area must be accessible with a pallet truck (or equivalent).
- The wall must be reinforced according to the weight specification of the article.

to observe

- The mounting height follows the CIB FIAT ABARTH

Explanation of symbols

 Wall reinforcement



Wall Fiat Logo L2641xH2000

- **ST-I-FT05A**
- **8005268**



Dimensions : 2641x30x2000
Weight : 55 Kg
Electrical connection : None
Mounting position : Wall

Wall Fiat Logo L2641xH2000

Requirements before installation

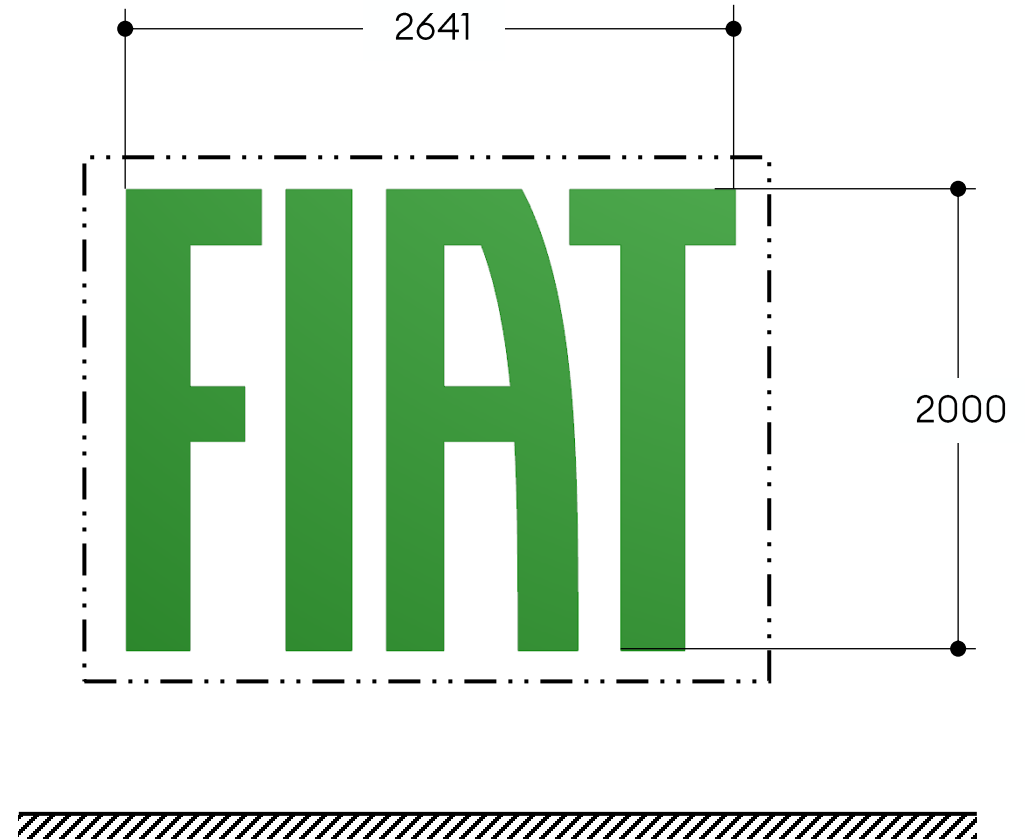
- The area must be accessible with a pallet truck (or equivalent).
- The wall must be reinforced according to the weight specification of the article.

to observe

- The mounting height follows the CIB FIAT ABARTH

Explanation of symbols

 Wall reinforcement



Green Graphic L1800xH3000

- **ST-I-FT TBC**
- **8005321-002**



Dimensions : 1800x25x3000
Weight : 15 Kg
Electrical connection : None
Mounting position : Wall

Green Graphic L1800xH3000

Requirements before installation


- The area must be accessible with a pallet truck (or equivalent).
- The wall must be reinforced according to the weight specification of the article.

to observe

- The mounting height follows the CIB FIAT ABARTH


Explanation of symbols

 Wall reinforcement



Green Graphic L1620xH2700

- **ST-I-FT05D**
- **8006086-002**



Dimensions : 1620x23x2700

Weight : 13 Kg

Electrical connection : None

Mounting position : Wall

Green Graphic L1620xH2700

Requirements before installation

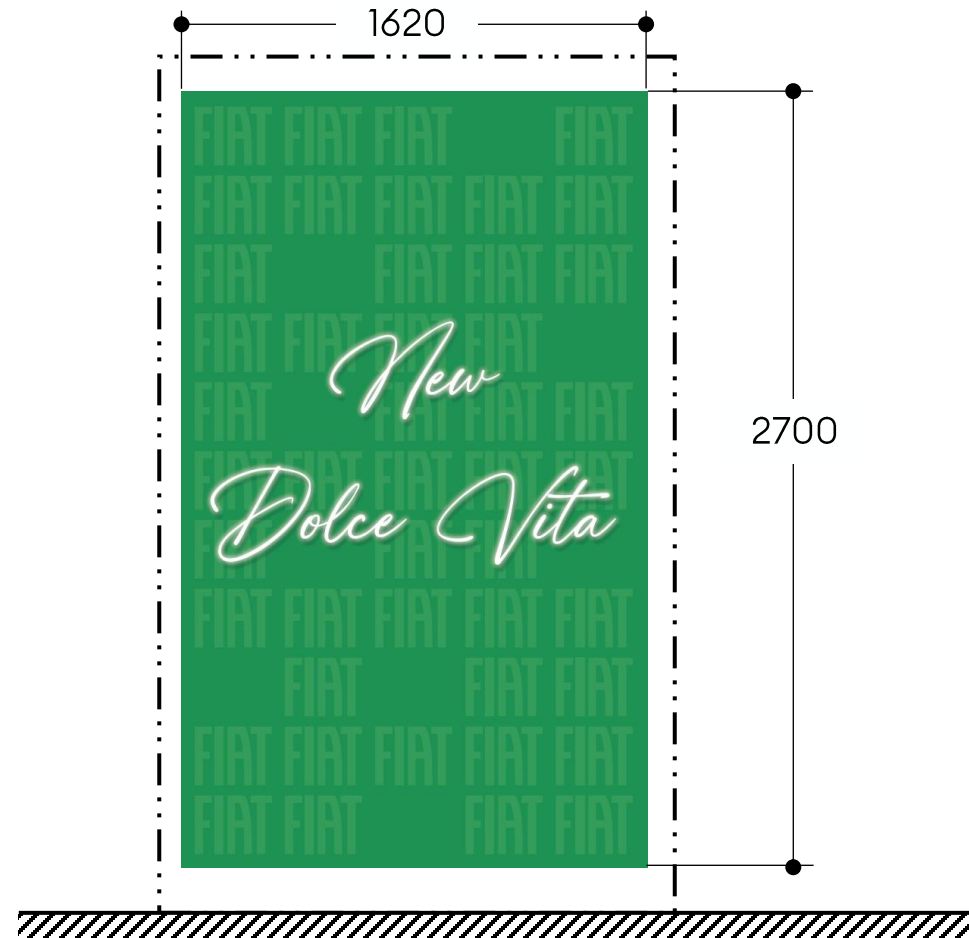
- The area must be accessible with a pallet truck (or equivalent).
- The wall must be reinforced according to the weight specification of the article.

to observe

- The mounting height follows the CIB FIAT ABARTH

Explanation of symbols

 Wall reinforcement



Red Graphic L1800xH3000

- **ST-I-FT TBC**
- **8005321-003**



Dimensions : 1800x23x3000
Weight : 15 Kg
Electrical connection : None
Mounting position : Wall

Red Graphic L1800xH3000

Requirements before installation


- The area must be accessible with a pallet truck (or equivalent).
- The wall must be reinforced according to the weight specification of the article.

to observe

- The mounting height follows the CIB FIAT ABARTH

Explanation of symbols

 Wall reinforcement



Red Graphic L1620xH2700

- **ST-I-FT05E**
- **8006086-003**



Dimensions : 1620x23x2700

Weight : 13 Kg

Electrical connection : None

Mounting position : Wall

Red Graphic L1620xH2700

Requirements before installation

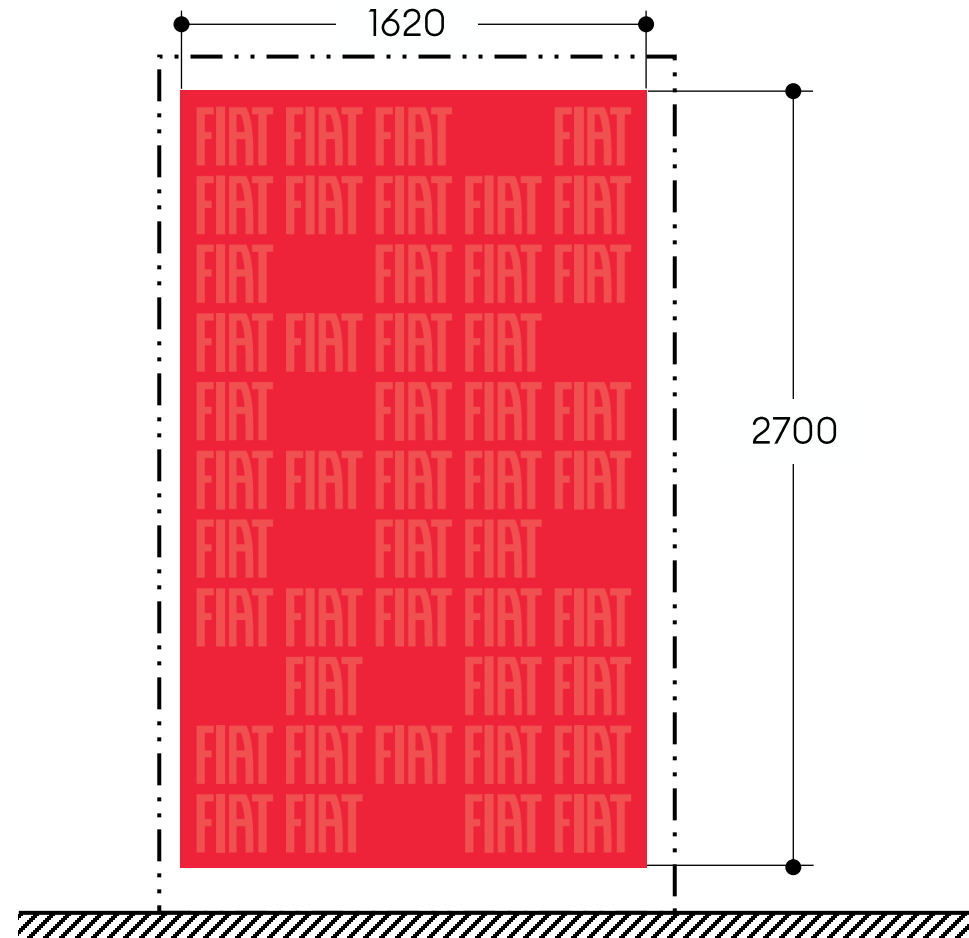
- The area must be accessible with a pallet truck (or equivalent).
- The wall must be reinforced according to the weight specification of the article.

to observe

- The mounting height follows the CIB FIAT ABARTH

Explanation of symbols

 Wall reinforcement



White Graphic L1800xH3000

- **ST-I-FT TBC**
- **8005321-004**



Dimensions : 1800x23x3000
Weight : 15 Kg
Electrical connection : None
Mounting position : Wall

White Graphic L1800xH3000

Requirements before installation

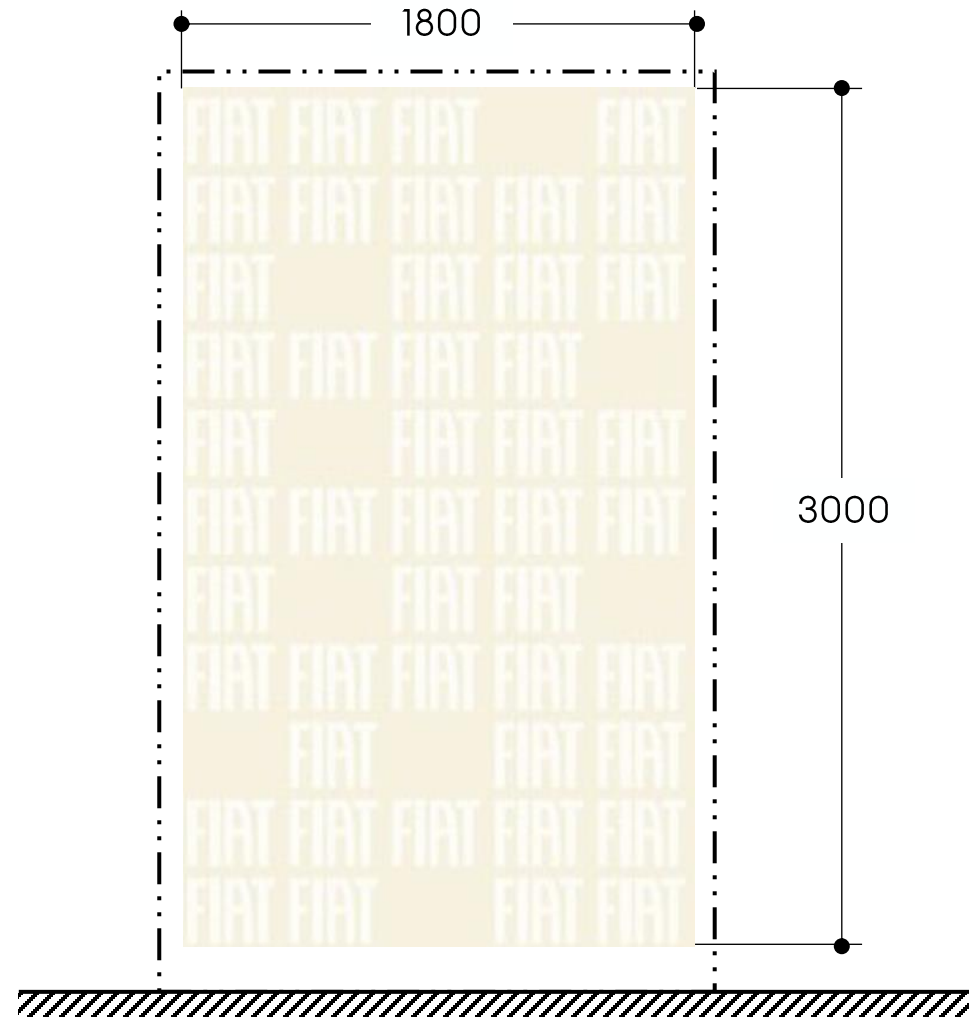
- The area must be accessible with a pallet truck (or equivalent).
- The wall must be reinforced according to the weight specification of the article.

to observe

- The mounting height follows the CIB FIAT ABARTH

Explanation of symbols

 Wall reinforcement



White Graphic L1620xH2700

- **ST-I-FT05C**
- **8006086-004**



Dimensions : 1620x23x2700

Weight : 13 Kg

Electrical connection : None

Mounting position : Wall

White Graphic L1620xH2700

Requirements before installation

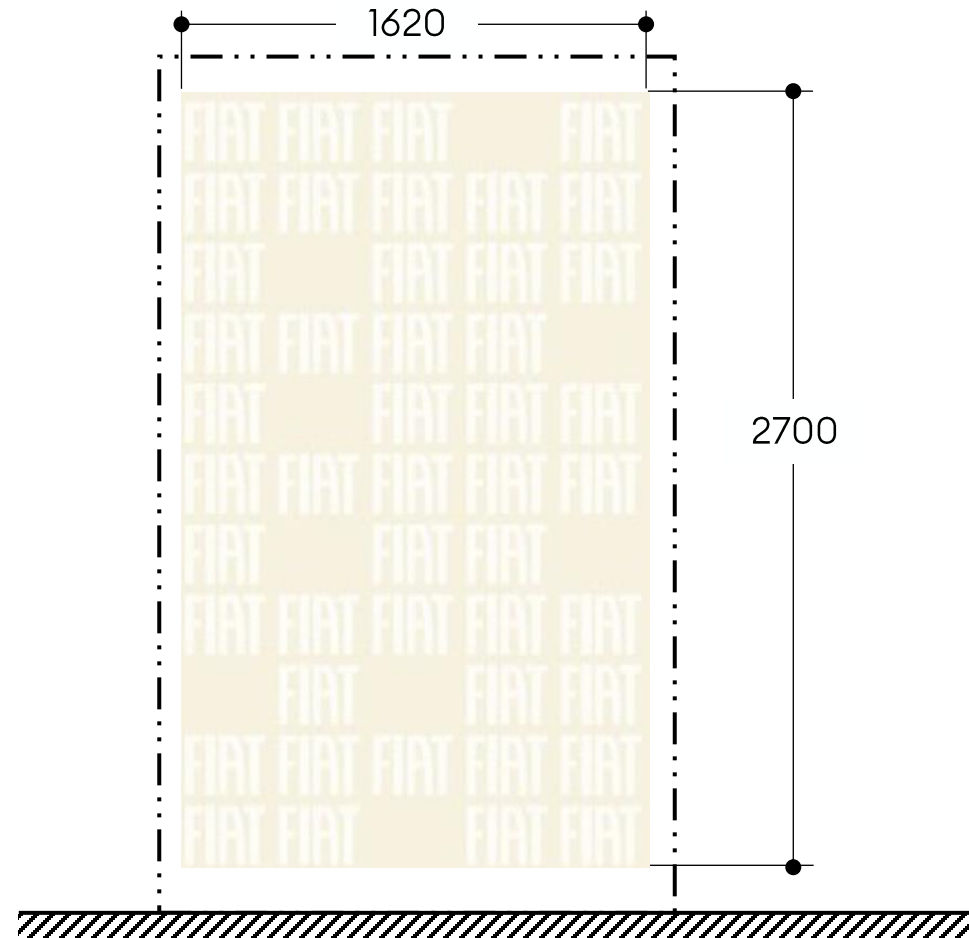
- The area must be accessible with a pallet truck (or equivalent).
- The wall must be reinforced according to the weight specification of the article.

to observe

- The mounting height follows the CIB FIAT ABARTH

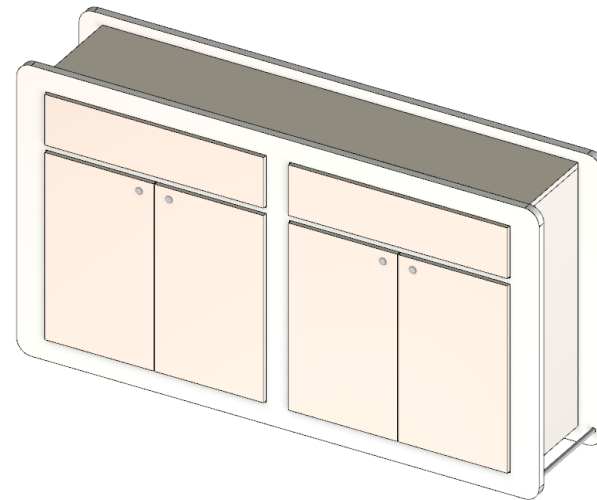
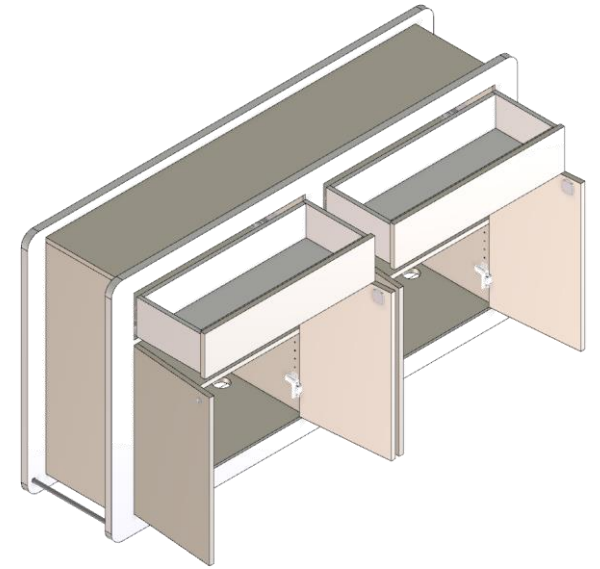
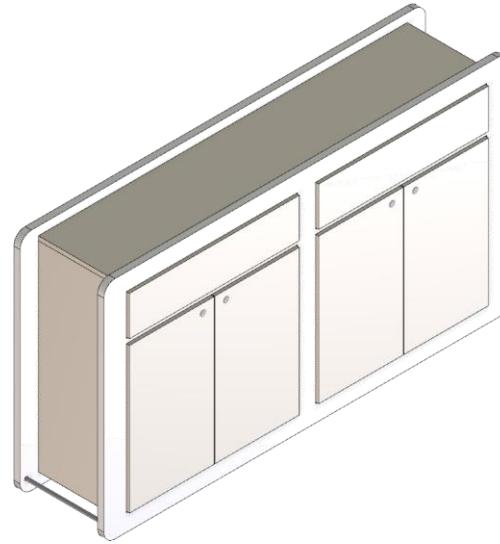
Explanation of symbols

 Wall reinforcement



Delivery Cabinet

- **ST-I-FT06A1**
- **8005329**



Dimensions : 1800x400x1000
Weight : 160 Kg
Electrical connection : None
Mounting position : Middle space

Salesman Cabinet


Requirements before installation

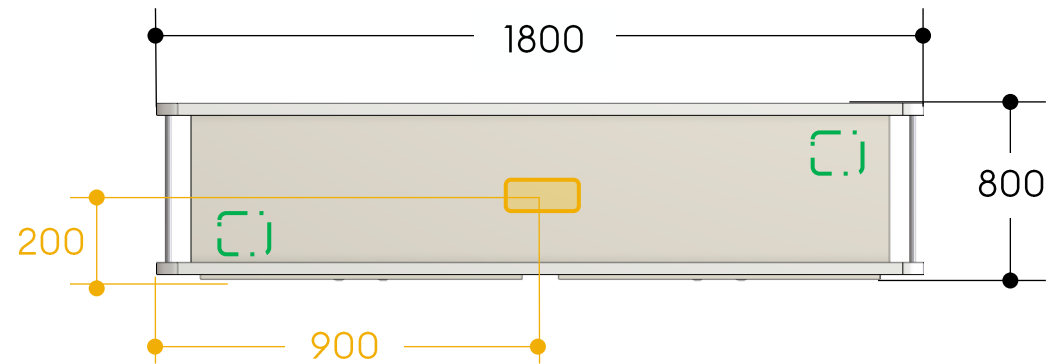
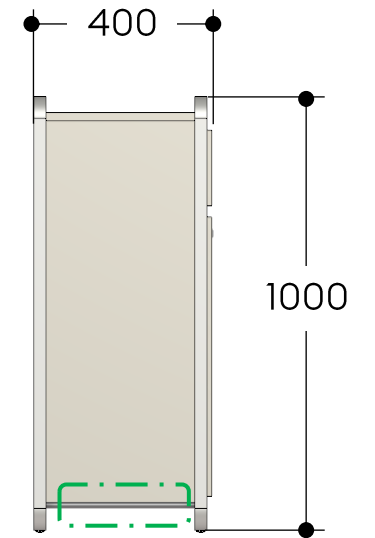
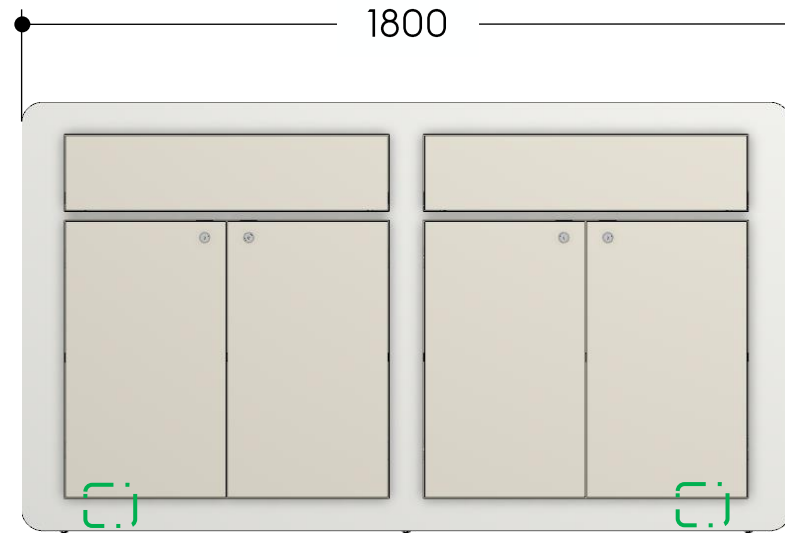
- The area must be accessible with a pallet truck (or equivalent).

to observe

- Supply cable, power strip etc. are not included in the scope of delivery.


Explanation of symbols

-  Inspection panel / power supply
-  Floor socket



Graphic Slashes L3130xH2270

- **ST-I-FT05A**
- **8005268**



Dimensions : 3130x23x2270

Weight : 25 Kg

Electrical connection : None

Mounting position : Wall

Graphic Slashes L3130xH2270

Requirements before installation

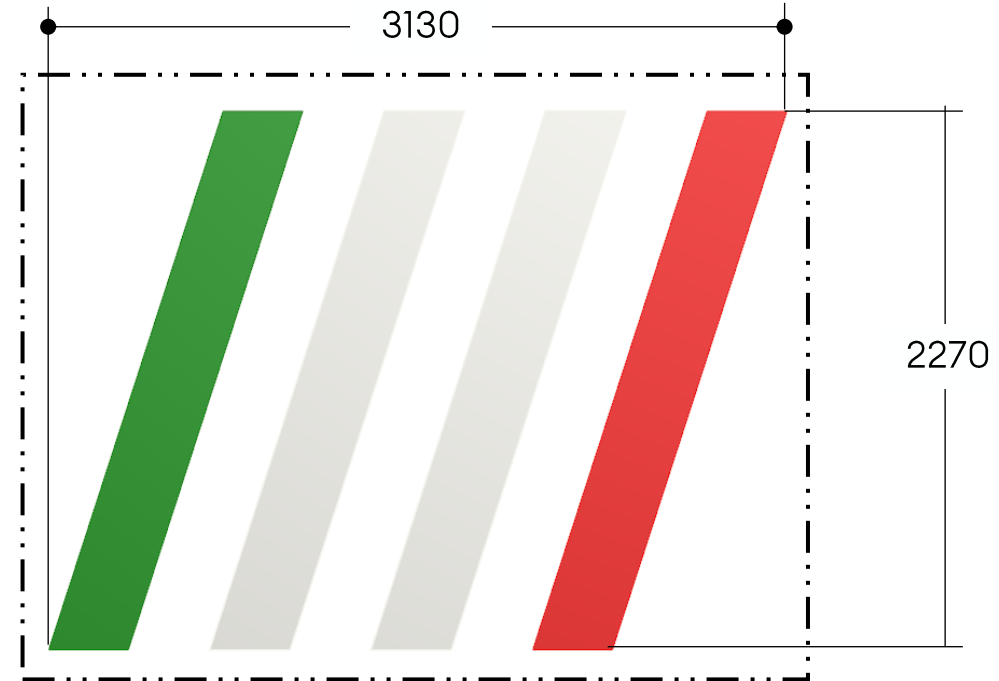
- The area must be accessible with a pallet truck (or equivalent).
- The wall must be reinforced according to the weight specification of the article.

to observe

- The mounting height follows the CIB FIAT ABARTH


Explanation of symbols

 Wall reinforcement



Abarth Podium Black Floor Small 6280x5080

- **ST-I-AB01A-S**
- **8009030**



Dimensions : 6280x5080x17
Weight : 380 Kg
Electrical connection : None
Mounting position : Floor

Abarth Podium Black Floor Small 6071x5331

Requirements before installation

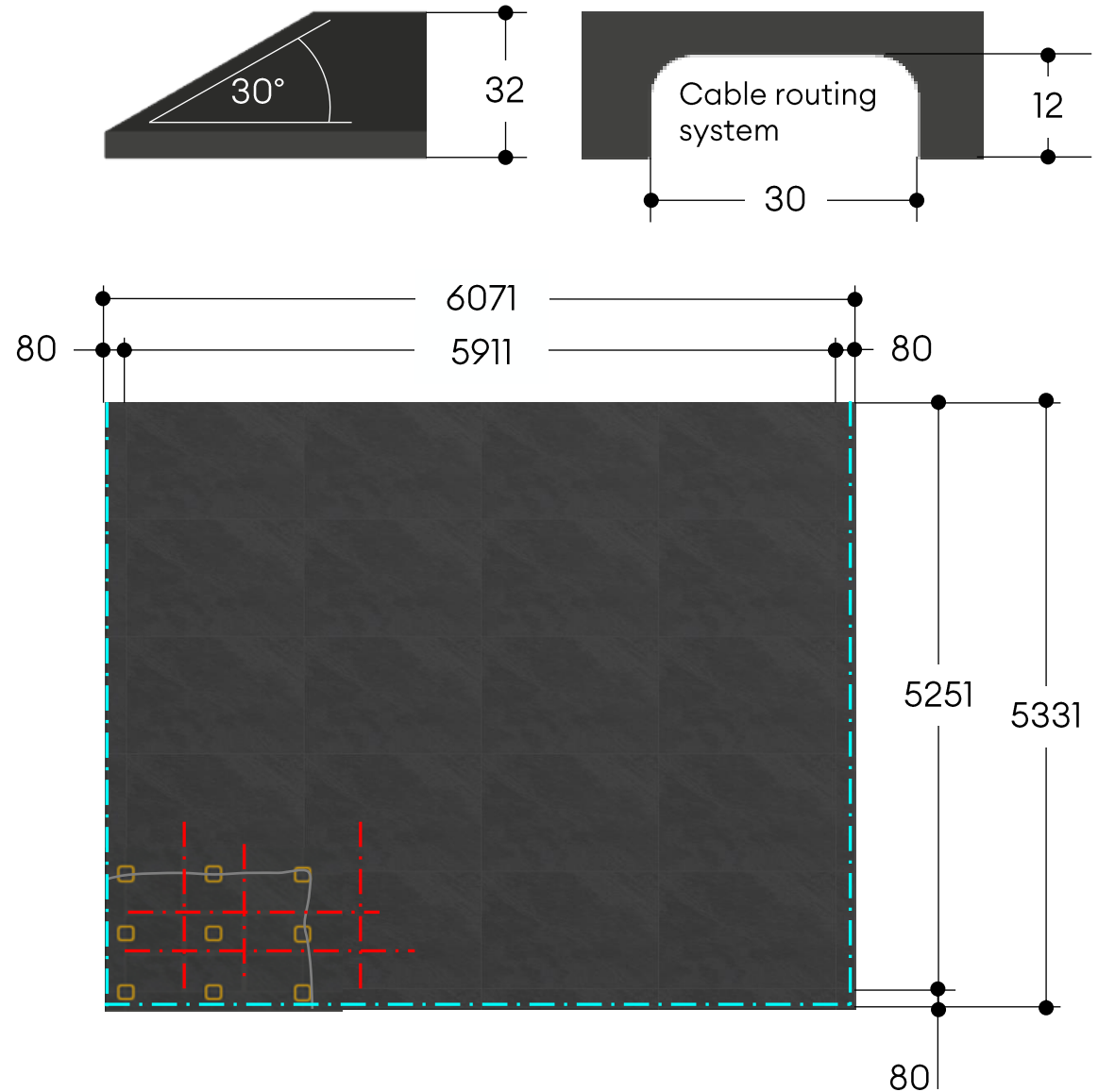
- The area must be accessible with a pallet truck (or equivalent).

to observe

- When laying the platform, the cables must be pulled in parallel.

Explanation of symbols

- Cable routing system
- Locking system
- - - Beveled edge (30°)



Backwall Slim L2600xW550xH1930

- ST-I-AB02A2
- 8010984



Dimensions : 2600x550x1930

Weight : 225 Kg

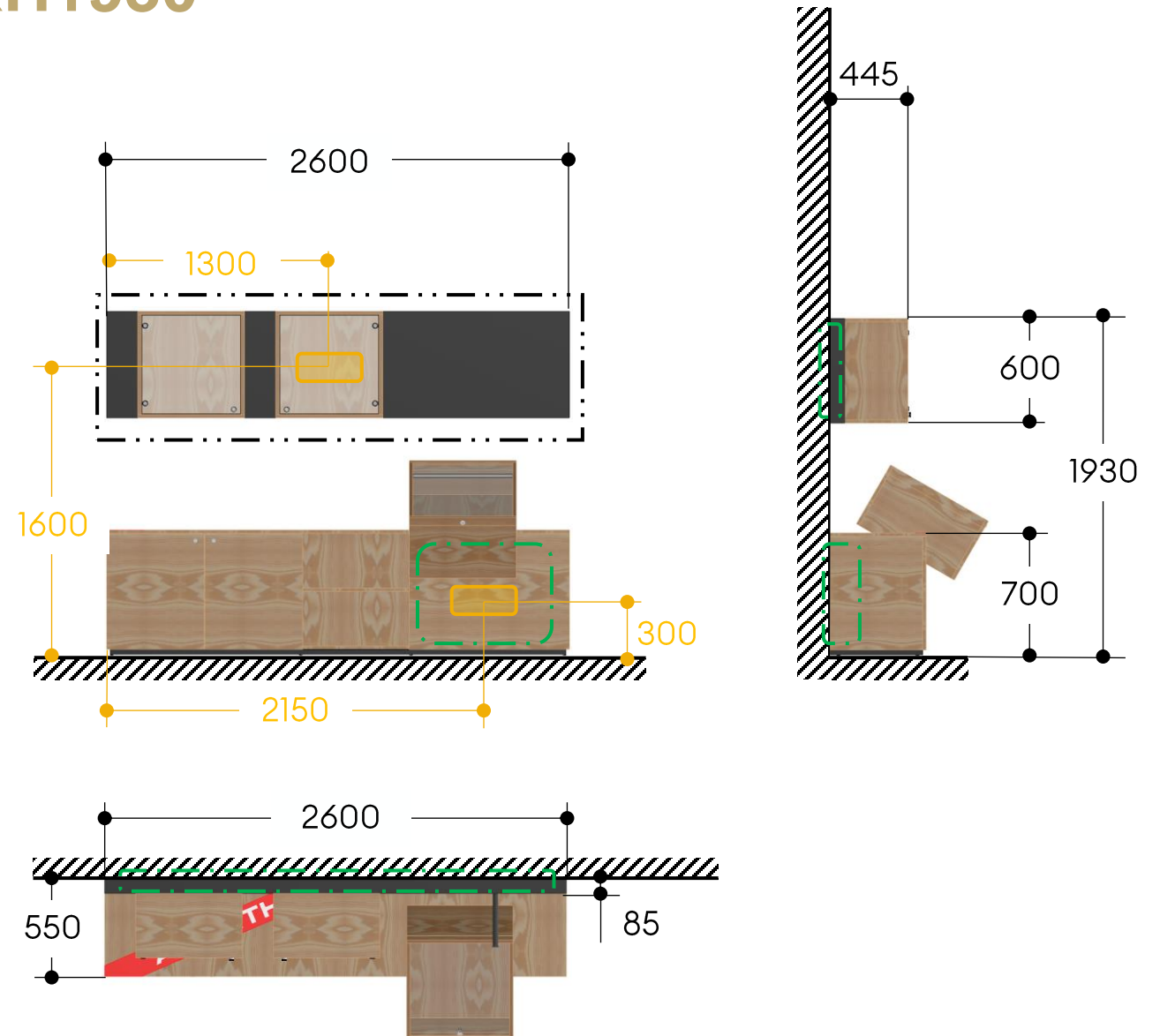
Electrical connection : 230V

Mounting position : Wall




Backwall Slim L3150xW550xH1930

Requirements before installation

- The area must be accessible with a pallet truck (or equivalent).
- The wall must be reinforced according to the weight specification of the article.

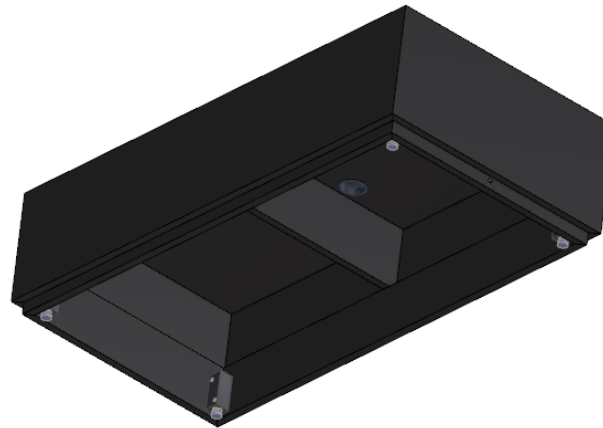




Explanation of symbols

-  Wall reinforcement
-  Inspection panel / power supply
-  Wall socket

Lounge Table

- **ST-I-AB04C**
- **8005340**



Dimensions : 1200x600x300

Weight : 35 Kg

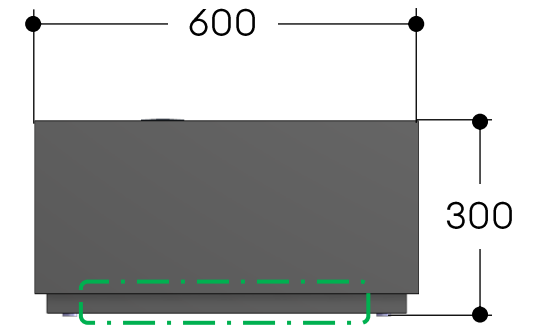
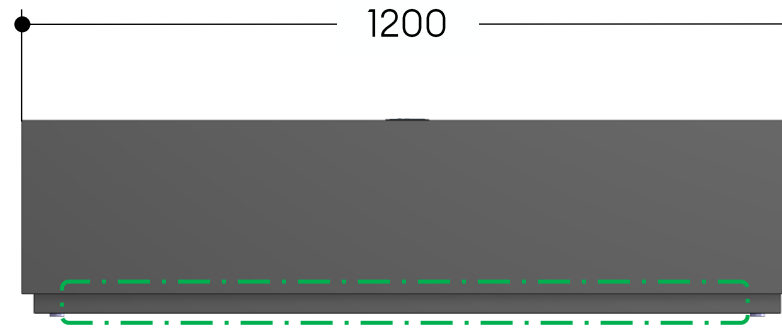
Electrical connection : 230V

Mounting position : Middle space

Lounge Table

Requirements before installation


- The area must be accessible with a pallet truck (or equivalent).

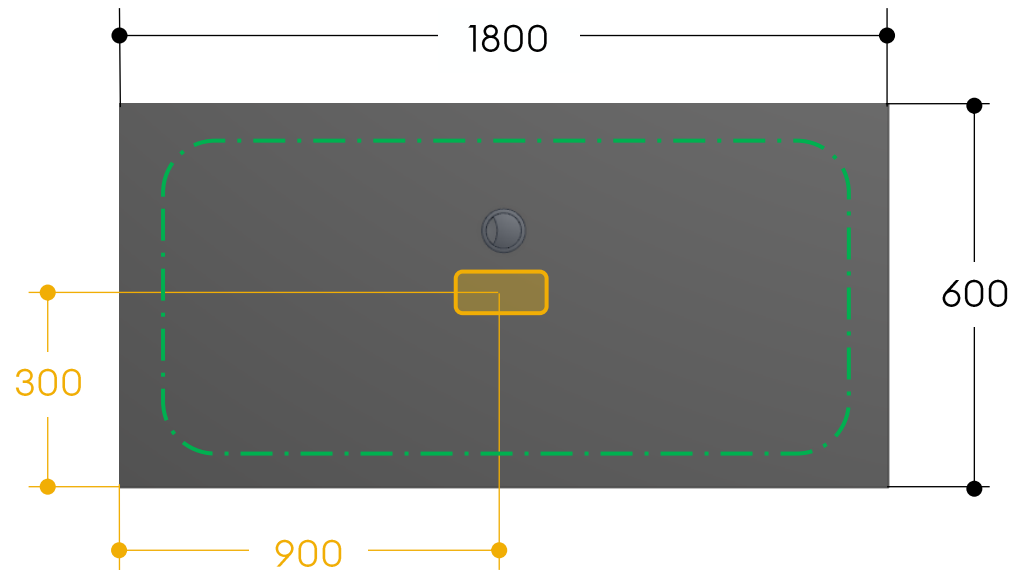


to observe

- Supply cable, power strip etc. are not included in the scope of delivery.
- Anti-teeth system not included

Explanation of symbols

-  Inspection panel / power supply
-  Floor socket



Monitor Holder Freestanding


- **ST-I-AB04E**
- **8011114**

Dimensions : 1295x400x2390-3750

Weight : 75 Kg

Electrical connection : 230V

Mounting position : Floor / ceiling



Monitor Holder Freestanding




Requirements before installation

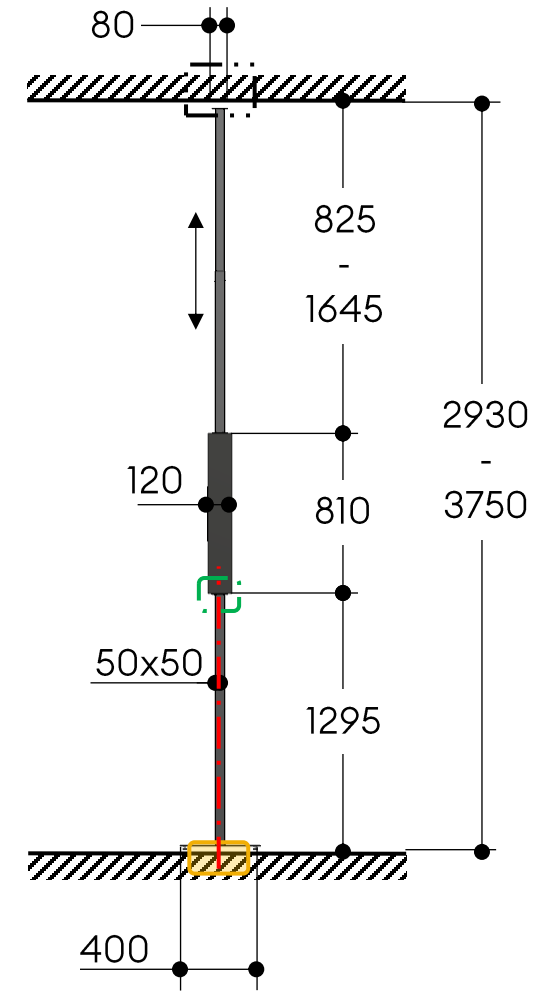
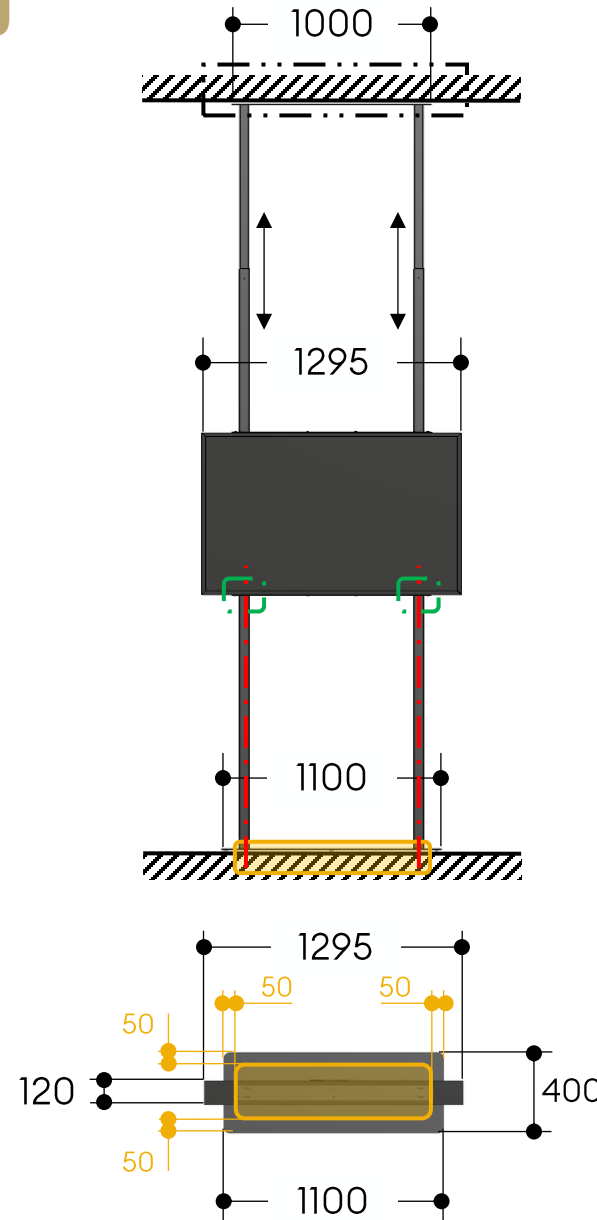
- The area must be accessible with a pallet truck (or equivalent).
- The ceiling must be reinforced according to the weight specification of the article.

to observe

- The cable can be routed through one of the two floor supports.


Explanation of symbols

-  Wall reinforcement
-  Floor cable outlet
-  Cable routing



Graphic Slashes L1650xH1200

- **ST-I-FT070**
- **8005271**



Dimensions : 1650x23x1200

Weight : 10 Kg

Electrical connection : None

Mounting position : Wall

Graphic Slashes L1650xH1200

Requirements before installation

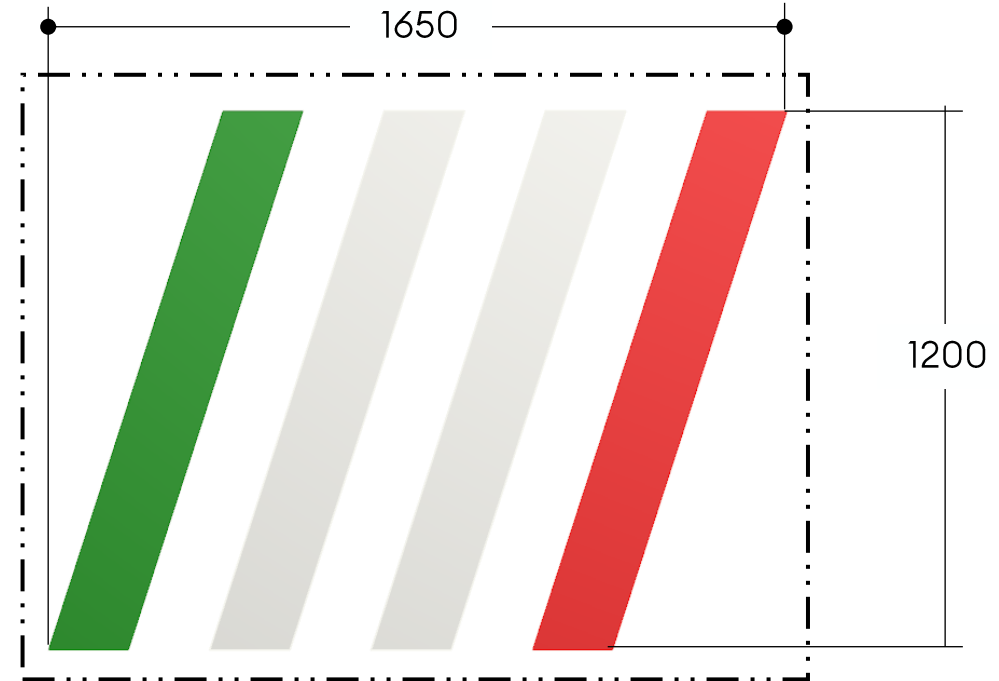
- The area must be accessible with a pallet truck (or equivalent).
- The wall must be reinforced according to the weight specification of the article.

to observe

- The mounting height follows the CIB FIAT ABARTH

Explanation of symbols


 Wall reinforcement



AFS Fiat Logo White Forex L1580xH1200

- **ST-I-FT07P**
- **8006628**

Dimensions : 1580x20x1200
Weight : 13 Kg
Electrical connection : None
Mounting position : Wall



AFS Fiat Logo White Forex L1580xH1200

Requirements before installation


- The area must be accessible with a pallet truck (or equivalent).
- The wall must be reinforced according to the weight specification of the article.

to observe

- The mounting height follows the CIB FIAT ABARTH

Explanation of symbols

 Wall reinforcement



“

Thank you